

---



---

## 5G Services and Sync Importance

---



---

### Introduction

---

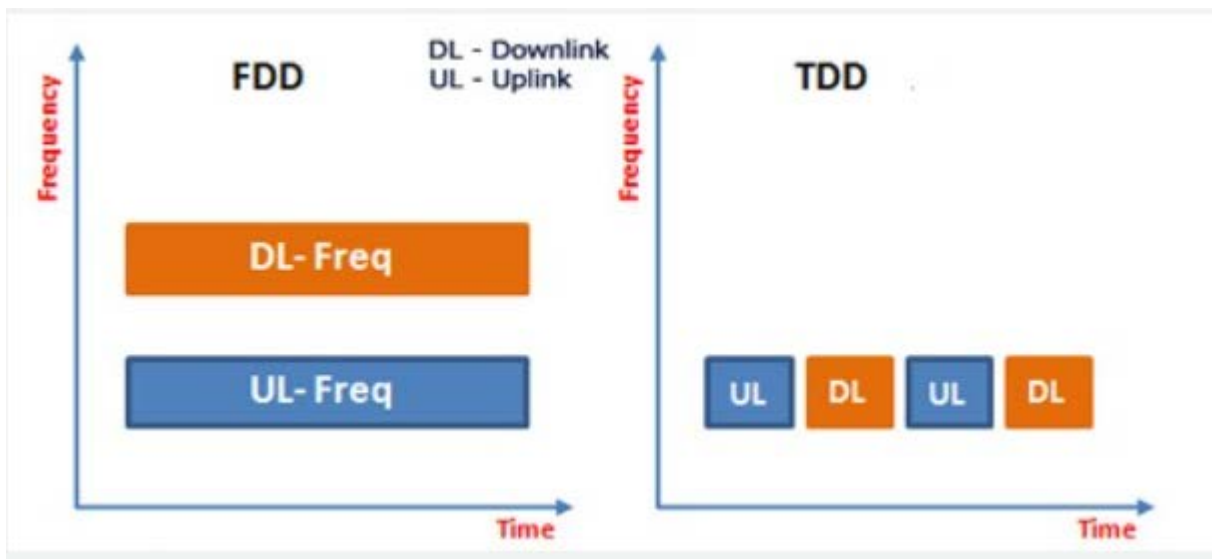
#### Authors

Jim Olsen – Solutions Architect, Microchip FTS

Italo Tertuliano – Sr. Embedded Solutions Engineer, Microchip FTS

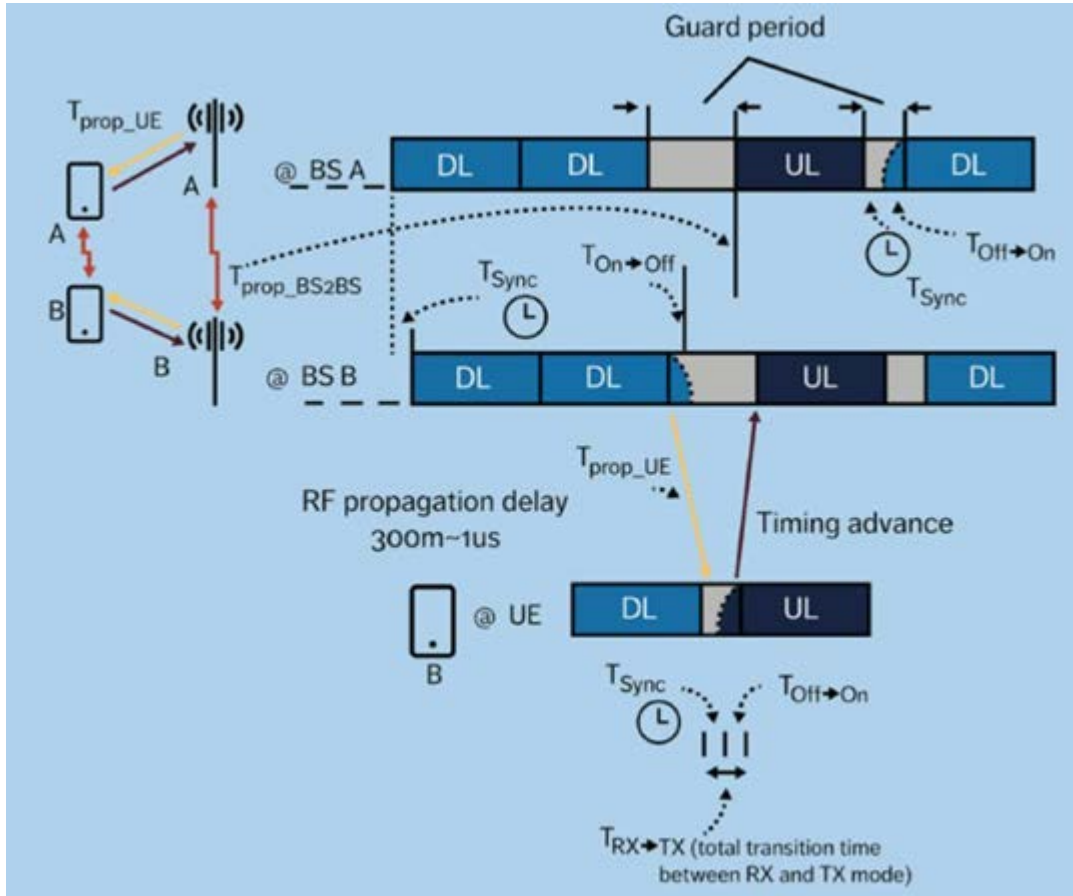
Phase synchronization for 5G networks is directly related to the size of the guard band and the interference of RF signals (Co-Channel Interference).

5G radios use Time Division Duplex (TDD) technology, where the uplink and downlink respectively use the same frequency band. There is a space between transmission time intervals called guard band, which is a period of time of silence.

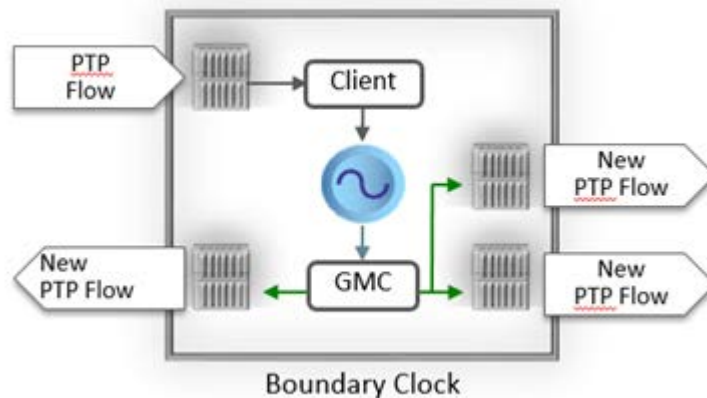


Guard bands are implemented to ensure that there is no overlap in the timeslots transmitting and receiving information, otherwise the frequency overlaps and causes interference between adjacent timeslot channels.

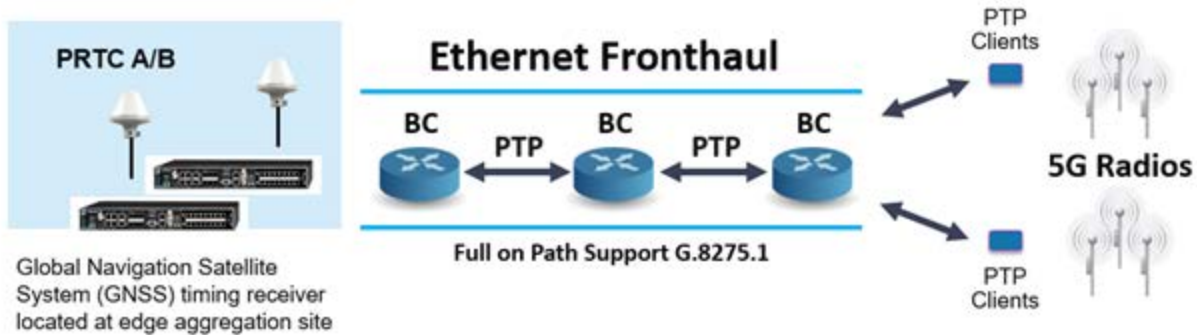
In 5G, guard bands should be as small as possible to allow that extra spectrum to provide more bandwidth to carry more data. Therefore the timing phase alignment specifications are very strict, so if the timing (phase) is poor it will lead to interference issues. The biggest problem is the interference between radios in the same cluster or edge clusters operating in the same spectrum. If the phase alignment is out of the budget ( $\pm 1.5 \mu\text{s}$ ) at the air interface between the radios and they transmit outside the correct time interval, due to a timing alignment error, there will be interference between the radios called Co-Channel Interference and all the cluster will shutdown 5G coverage.



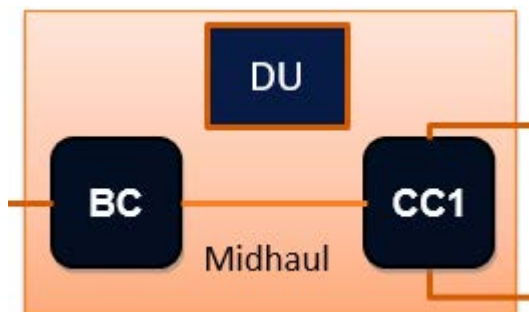
Referencing to transport network and how to distribute PTP over all PTP clients in the cluster now we will have a new network element that will be responsible for this function, based on Telecom-Boundary Clock (T-BC) in a full-on path support architecture.



In a full-on path support architecture, based on ITU-T G.8275.1 all T-BC switches now are part of the PTP transport as common clock to the final client destination the radio unit.



Now, T-BC has an important component of its functionalities called common clock. New T-BCs now can also share DU functionalities.



---

---

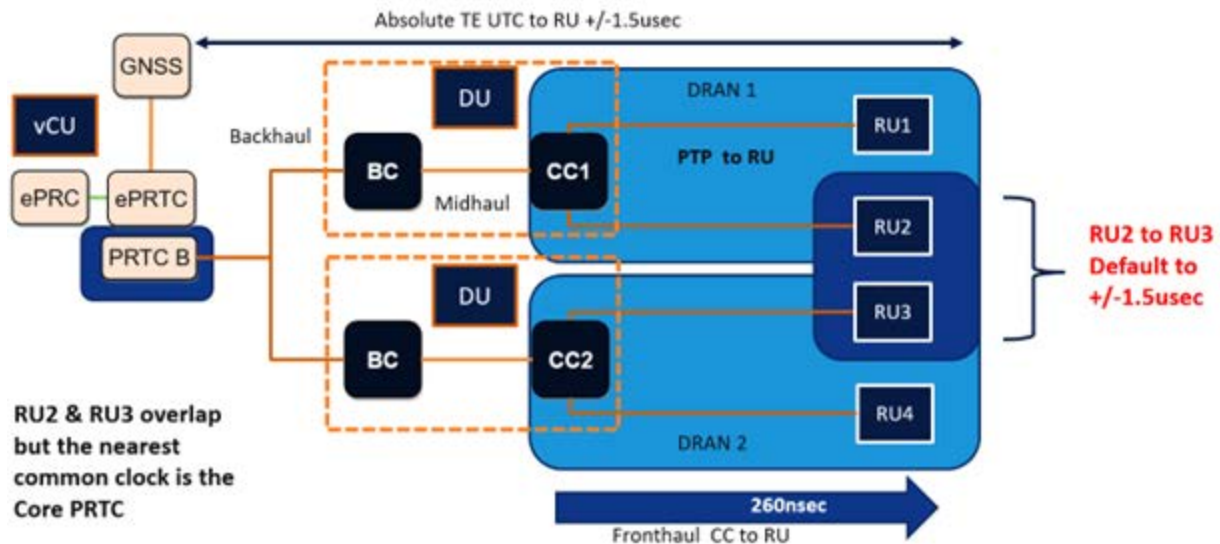
# Table of Contents

---

Introduction.....	1
1. 5G Phase Error Budget.....	5
2. 5G Services that Requires Phase Synchronization.....	7
2.1. Carrier Aggregation.....	7
2.2. Massive MIMO and Beamforming.....	8
2.3. Latency.....	9
3. Conclusion.....	11
4. Revision History.....	12
Microchip Information.....	13
The Microchip Website.....	13
Product Change Notification Service.....	13
Customer Support.....	13
Microchip Devices Code Protection Feature.....	13
Legal Notice.....	13
Trademarks.....	14
Quality Management System.....	15
Worldwide Sales and Service.....	16

## 1. 5G Phase Error Budget

5G TDD technology is designed to operate within a maximum time error (hence  $\pm 1.5 \mu\text{s}$  between RUs on the air interface to UTC). The impact of this interference on services depends on the magnitude of the timing offset. For instance, if radio A has an error within  $\pm 1 \mu\text{s}$  to UTC and radio B is within  $\pm 2 \mu\text{s}$  to UTC, it will impact 5G services causing interruption of the 5G coverage.

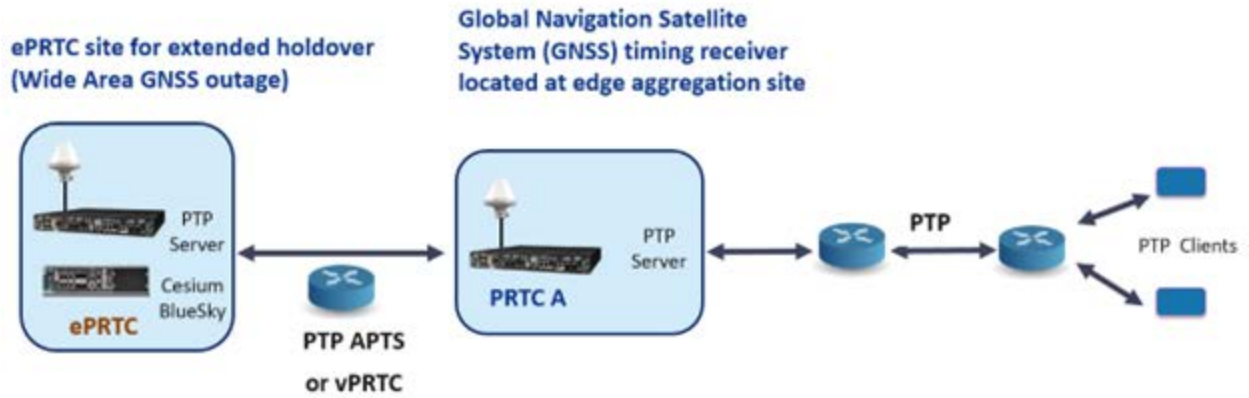


The impact of the timing error goes beyond the radio with time error out of the budget as this will result in interference with adjacent radios. Therefore, the extent of damage from the phase sync timing error is considerably greater than the source node.

The main technical motivation to adopt synchronization with network based timing services using PTP Grandmaster Clocks (GMCs), instead of GNSS receivers in the radios, is related to interference mitigation.

If you have a 5G radio cluster in operation, working with built-in GNSS receivers, and for any reason the GNSS receiver fails and/or is compromised, you must immediately take that radio out of service, as it will start to interfere with other radios. The reason is because the radio are designed with low performance oscillator to keep cost down. Moreover, this kind of network element is not designed for holdover performance (capacity to maintain the sync input quality for a period, once this source is unavailable). We can add it prevents the future deployment of intra-band contiguous CA since it is not possible to meet the TAE 130 ns requirement.

In the case of network-based timing services using PTP protocols, all radios will be connected and aligned to a PTP GNSS source clock. If the source clock Primary Reference Time Clock (PRTC) GNSS receiver fails, all radios will drift in the same rate and same direction as the PRTC source clock. They will not be subject to interference issues unless the GNSS PRTC source clock, which is designed to hold the accuracy of the output signals to UTC for a good period of time, drifts out of the  $\pm 1.5$  microsecond UTC alignment window. Additionally, radios with overlapping coverage connected to alternate source clocks will experience a large offset and interference issues will surface.

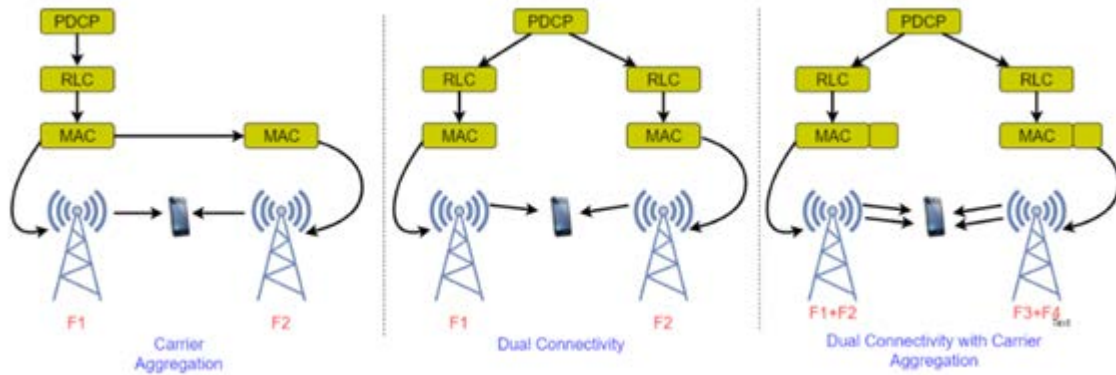


In a use case where the operator uses the Microchip TP4100 GNSS PRTC source clock GMC with a Rubidium holdover oscillator that will guarantee UTC alignment for a long period (43 hours), a GNSS disruption or failure will not impact overlapping radios or radio clusters that are receiving their network-based PTP timing services from a different GNSS PRTC source clock.

## 2. 5G Services that Requires Phase Synchronization

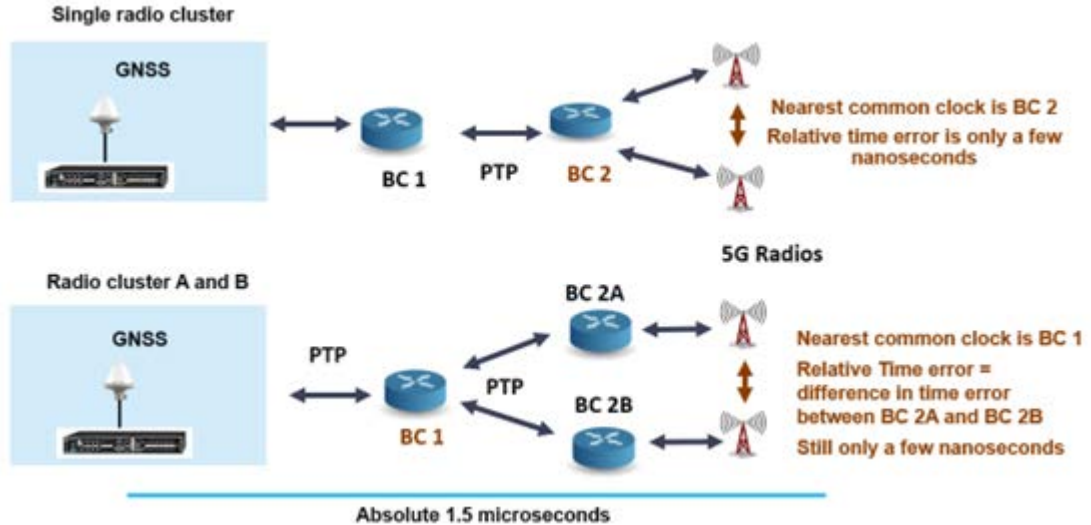
### 2.1 Carrier Aggregation

Another important aspect regarding phase synchronism is the relative time error required to operate efficiently with carrier aggregation in 5G.



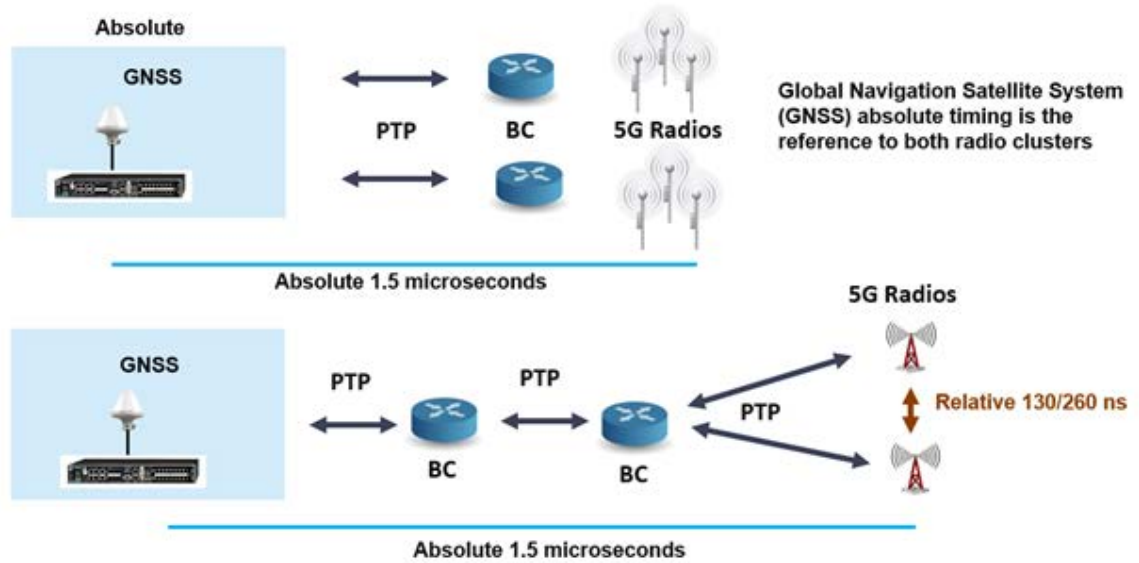
For this technology, 3GPP requires a maximum relative time error between radios of 130 ns (FR1) or 260 ns (mmWaves) (FR2). Due to this extremely restricted numbers, the 3GPP also recommends the use of network based PTP (G.8275.1 protocol) timing services with full-on path support (boundary clocks) as:

1. Adopting GMC, all radios in the cluster will be referenced to the same common clock source, whose initial relative time error is zero.



2. Implementation scenarios using only GNSS at cell sites (GNSS everywhere) technically wouldn't work, because the typical phase error of those devices (embedded GNSS) are around 400 ns, which in itself is much higher than what 3GPP standard specifies for fronthaul and is outside the relative time error specifications.

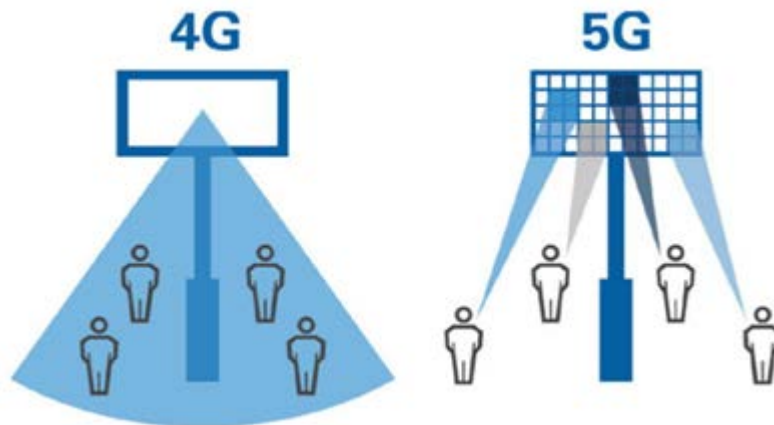
## 5G Services that Requires Phase Synchronization



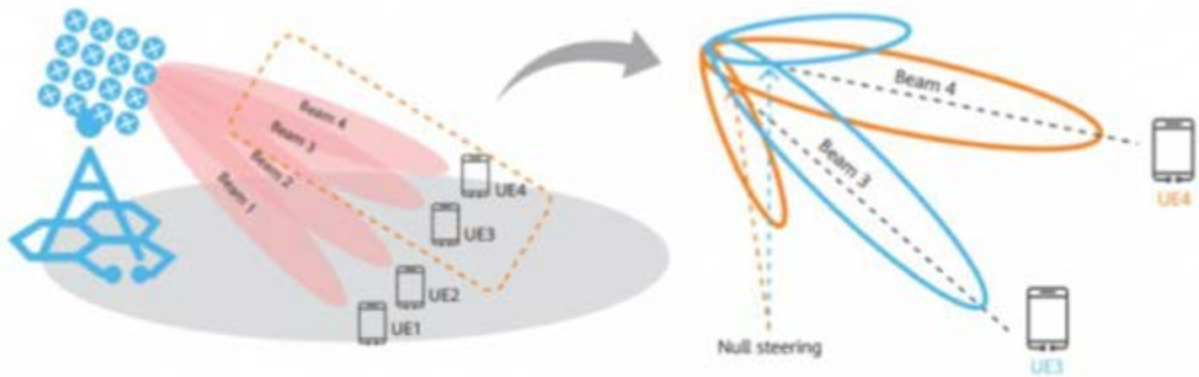
## 2.2 Massive MIMO and Beamforming

For better use of the spectrum and power consumption of the 5G cell, the beam direction is obtained by changing the phase of the input signal in all radiating elements. The phase shift allows the signal to be directed to a specific receiver.

Different frequency beams can also be directed in different directions to suit different users. In this methodology the phase alignment is crucial to allow the directional beam and no longer a wide coverage, in addition to mitigating interference with adjacent beams, avoiding co-channel interference.







To increase the resilience (Signal-to-Noise Ratio, or SNR) of a transmitted signal and channel capacity, without increasing spectrum usage, a common frequency can be steered simultaneously in multiple directions. We are now applying the MIMO concept.

The successful operation of MIMO systems requires the implementation of powerful digital signal processors and an environment with a lot of spatial diversity, with rich diversity of signals paths between the transmitter and the receiver.

In order to keep track of all the frequencies used, within each one's timeslot, without generating overlap and/or transmission outside the defined timeslot, phase synchronization is mandatory for these technologies added to 5G.

In addition, we have transport equipment with boundary clock requirements that must follow rules according to their class. For 5G, class C or higher is recommended for network elements as shown in the table below.

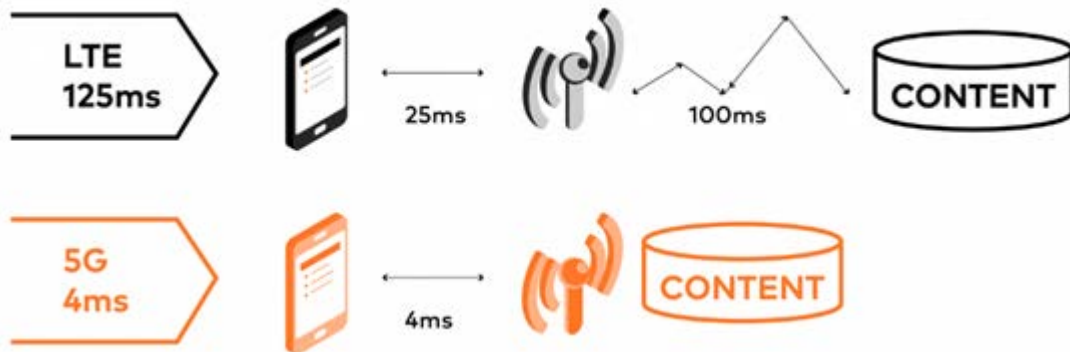
Parameters	Conditions	Class A	Class B	Class C	Class D
Max  TE	Unfiltered 1000s.	100ns	70ns	30ns	FFS
Max  TE  <sub>L</sub>	0.1Hz LPF 1000s measurement	-	-	-	5ns
cTE	Averaged over 1000	50ns	20ns	10ns	FFS
dTE <sub>L</sub> MTIE	0.1Hz LPF const temp 1000s	40ns	40ns	10ns	FFS
dTE <sub>L</sub> TDEV	0.1Hz LPF const temp 1000s	4ns	4ns	2ns	FFS
dTE <sub>H</sub>	0.1Hz HPF const temp 1000s	70ns	70ns	FFS	FFS

For source clocks, we can choose PRTC class A (100 ns) or class B (40 ns). As stated earlier, GNSS antennas connected directly to radios cannot achieve these levels of accuracy.

### 2.3 Latency

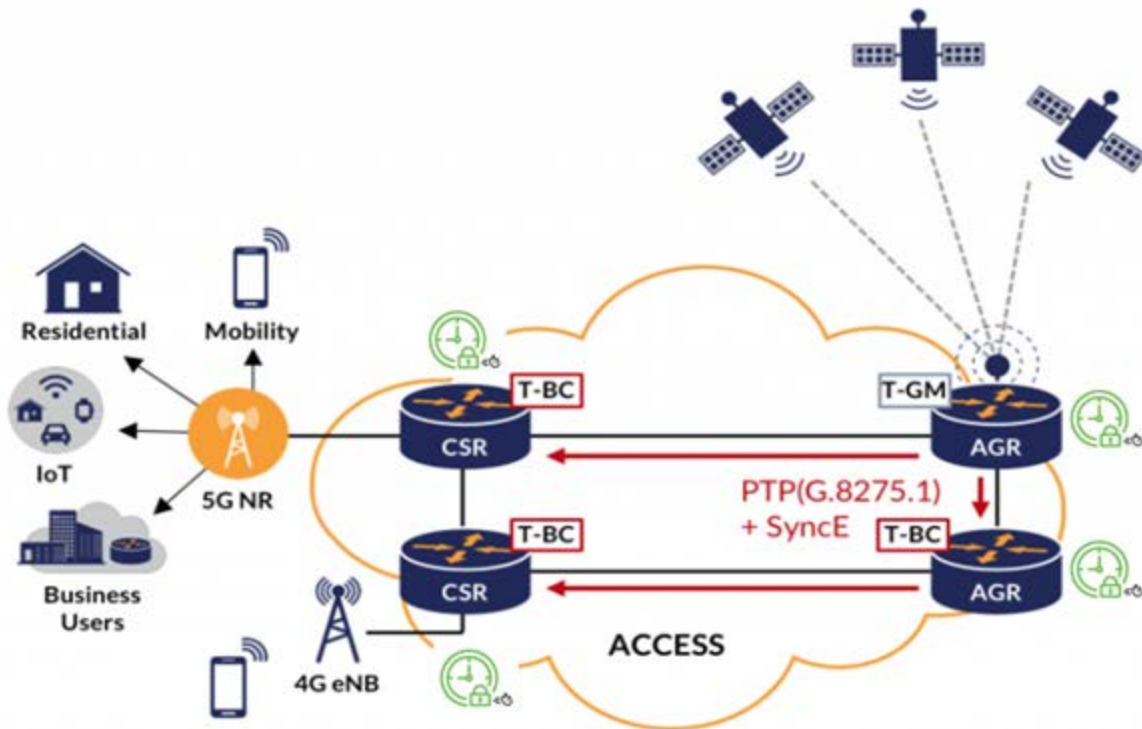
Regarding latency, in 5G this is due to the higher speed and bandwidth.

## 5G Services that Requires Phase Synchronization



Precise synchronization is directly linked to the system latency, because with the reduced size of the guard bands, we have an improvement in performance. Timing is also important in the formation and direction of 5G radio beams. When an instruction is sent from a centralized server to a certain radio, in order to concentrate more or less bandwidth for an user, this instruction must be executed immediately.

Therefore, the CU or DU that is sending the instruction must be time-aligned to the radios and also all transport must be time-aligned (PTP/ SyncE and NTP) in order to guarantee that there are no network elements with oscillators operating in a different frequency and time that will impact the timeout expected between the initial order instruction and execution.



### 3. Conclusion

Considering the timing source technology, we can take the example of one of the largest North America 5G operators, which switched 5G operation to GMC type model of timing source with PTP protocol based on some drivers:

- Small TCO (Capex & Opex) compared to continuing to expand the network with GNSS across all radios.
- More suited technically to the operation: Much higher operational availability and greater accuracy for the network. Allows indoor installations and in case of failures or interruptions in the GNSS receiver, it does not require taking the radios out of service (GMC has good holdover).
- Timing support with the concept of a the common clock for carrier aggregation, as it allows full on path support boundary clock functions, which support the relative requirements of time/phase alignment for all radios in the cluster.
- Less dependence on GPS/GNSS systems: Reducing risk of failures, disruptions, cyberattacks, bad weather, selective fading, jamming or spoofing.
- Greater operational availability, as it is the only technology that provides synchronization protection, and allows using all network transport backup to keep providing PTP to all clients.
- Scalable, once implemented there is no need to purchase GNSS antennas for every new radio installed, as it has GMC capacity with protection already available in the network.

### 4. Revision History

The revision history describes the changes that were implemented in the document. The changes are listed by revision, starting with the most current publication.

Revision	Date	Description
A	01/2023	Initial Revision

---

## Microchip Information

---

### The Microchip Website

---

Microchip provides online support via our website at [www.microchip.com/](http://www.microchip.com/). This website is used to make files and information easily available to customers. Some of the content available includes:

- **Product Support** – Data sheets and errata, application notes and sample programs, design resources, user's guides and hardware support documents, latest software releases and archived software
- **General Technical Support** – Frequently Asked Questions (FAQs), technical support requests, online discussion groups, Microchip design partner program member listing
- **Business of Microchip** – Product selector and ordering guides, latest Microchip press releases, listing of seminars and events, listings of Microchip sales offices, distributors and factory representatives

### Product Change Notification Service

---

Microchip's product change notification service helps keep customers current on Microchip products. Subscribers will receive email notification whenever there are changes, updates, revisions or errata related to a specified product family or development tool of interest.

To register, go to [www.microchip.com/pcn](http://www.microchip.com/pcn) and follow the registration instructions.

### Customer Support

---

Users of Microchip products can receive assistance through several channels:

- Distributor or Representative
- Local Sales Office
- Embedded Solutions Engineer (ESE)
- Technical Support

Customers should contact their distributor, representative or ESE for support. Local sales offices are also available to help customers. A listing of sales offices and locations is included in this document.

Technical support is available through the website at: [www.microchip.com/support](http://www.microchip.com/support)

### Microchip Devices Code Protection Feature

---

Note the following details of the code protection feature on Microchip products:

- Microchip products meet the specifications contained in their particular Microchip Data Sheet.
- Microchip believes that its family of products is secure when used in the intended manner, within operating specifications, and under normal conditions.
- Microchip values and aggressively protects its intellectual property rights. Attempts to breach the code protection features of Microchip product is strictly prohibited and may violate the Digital Millennium Copyright Act.
- Neither Microchip nor any other semiconductor manufacturer can guarantee the security of its code. Code protection does not mean that we are guaranteeing the product is "unbreakable". Code protection is constantly evolving. Microchip is committed to continuously improving the code protection features of our products.

### Legal Notice

---

This publication and the information herein may be used only with Microchip products, including to design, test, and integrate Microchip products with your application. Use of this information in any other manner violates these terms. Information regarding device applications is provided only for your convenience and may be superseded

---

by updates. It is your responsibility to ensure that your application meets with your specifications. Contact your local Microchip sales office for additional support or, obtain additional support at [www.microchip.com/en-us/support/design-help/client-support-services](http://www.microchip.com/en-us/support/design-help/client-support-services).

THIS INFORMATION IS PROVIDED BY MICROCHIP "AS IS". MICROCHIP MAKES NO REPRESENTATIONS OR WARRANTIES OF ANY KIND WHETHER EXPRESS OR IMPLIED, WRITTEN OR ORAL, STATUTORY OR OTHERWISE, RELATED TO THE INFORMATION INCLUDING BUT NOT LIMITED TO ANY IMPLIED WARRANTIES OF NON-INFRINGEMENT, MERCHANTABILITY, AND FITNESS FOR A PARTICULAR PURPOSE, OR WARRANTIES RELATED TO ITS CONDITION, QUALITY, OR PERFORMANCE.

IN NO EVENT WILL MICROCHIP BE LIABLE FOR ANY INDIRECT, SPECIAL, PUNITIVE, INCIDENTAL, OR CONSEQUENTIAL LOSS, DAMAGE, COST, OR EXPENSE OF ANY KIND WHATSOEVER RELATED TO THE INFORMATION OR ITS USE, HOWEVER CAUSED, EVEN IF MICROCHIP HAS BEEN ADVISED OF THE POSSIBILITY OR THE DAMAGES ARE FORESEEABLE. TO THE FULLEST EXTENT ALLOWED BY LAW, MICROCHIP'S TOTAL LIABILITY ON ALL CLAIMS IN ANY WAY RELATED TO THE INFORMATION OR ITS USE WILL NOT EXCEED THE AMOUNT OF FEES, IF ANY, THAT YOU HAVE PAID DIRECTLY TO MICROCHIP FOR THE INFORMATION.

Use of Microchip devices in life support and/or safety applications is entirely at the buyer's risk, and the buyer agrees to defend, indemnify and hold harmless Microchip from any and all damages, claims, suits, or expenses resulting from such use. No licenses are conveyed, implicitly or otherwise, under any Microchip intellectual property rights unless otherwise stated.

## Trademarks

---

The Microchip name and logo, the Microchip logo, Adaptec, AVR, AVR logo, AVR Freaks, BesTime, BitCloud, CryptoMemory, CryptoRF, dsPIC, flexPWR, HELDO, IGLOO, JukeBlox, KeeLoq, Kleer, LANCheck, LinkMD, maXStylus, maXTouch, MediaLB, megaAVR, Microsemi, Microsemi logo, MOST, MOST logo, MPLAB, OptoLyzer, PIC, picoPower, PICSTART, PIC32 logo, PolarFire, Prochip Designer, QTouch, SAM-BA, SenGenuity, SpyNIC, SST, SST Logo, SuperFlash, Symmetricom, SyncServer, Tachyon, TimeSource, tinyAVR, UNI/O, Vectron, and XMEGA are registered trademarks of Microchip Technology Incorporated in the U.S.A. and other countries.

AgileSwitch, APT, ClockWorks, The Embedded Control Solutions Company, EtherSynch, Flashtec, Hyper Speed Control, HyperLight Load, Libero, motorBench, mTouch, Powermite 3, Precision Edge, ProASIC, ProASIC Plus, ProASIC Plus logo, Quiet-Wire, SmartFusion, SyncWorld, Temux, TimeCesium, TimeHub, TimePictra, TimeProvider, TrueTime, and ZL are registered trademarks of Microchip Technology Incorporated in the U.S.A.

Adjacent Key Suppression, AKS, Analog-for-the-Digital Age, Any Capacitor, AnyIn, AnyOut, Augmented Switching, BlueSky, BodyCom, Clockstudio, CodeGuard, CryptoAuthentication, CryptoAutomotive, CryptoCompanion, CryptoController, dsPICDEM, dsPICDEM.net, Dynamic Average Matching, DAM, ECAN, Espresso T1S, EtherGREEN, GridTime, IdealBridge, In-Circuit Serial Programming, ICSP, INICnet, Intelligent Paralleling, IntellIMOS, Inter-Chip Connectivity, JitterBlocker, Knob-on-Display, KoD, maxCrypto, maxView, memBrain, Mindi, MiWi, MPASM, MPF, MPLAB Certified logo, MPLIB, MPLINK, MultiTRAK, NetDetach, Omniscient Code Generation, PICDEM, PICDEM.net, PICkit, PICtail, PowerSmart, PureSilicon, QMatrix, REAL ICE, Ripple Blocker, RTAX, RTG4, SAM-ICE, Serial Quad I/O, simpleMAP, SimpliPHY, SmartBuffer, SmartHLS, SMART-I.S., storClad, SQI, SuperSwitcher, SuperSwitcher II, Switchtec, SynchroPHY, Total Endurance, Trusted Time, TSHARC, USBCheck, VariSense, VectorBlox, VeriPHY, ViewSpan, WiperLock, XpressConnect, and ZENA are trademarks of Microchip Technology Incorporated in the U.S.A. and other countries.

SQTP is a service mark of Microchip Technology Incorporated in the U.S.A.

The Adaptec logo, Frequency on Demand, Silicon Storage Technology, and Symmcom are registered trademarks of Microchip Technology Inc. in other countries.

GestIC is a registered trademark of Microchip Technology Germany II GmbH & Co. KG, a subsidiary of Microchip Technology Inc., in other countries.

All other trademarks mentioned herein are property of their respective companies.

© 2023, Microchip Technology Incorporated and its subsidiaries. All Rights Reserved.

ISBN: 978-1-6683-1860-7

---

---

## Quality Management System

---

For information regarding Microchip's Quality Management Systems, please visit [www.microchip.com/quality](http://www.microchip.com/quality).

## Worldwide Sales and Service

AMERICAS	ASIA/PACIFIC	ASIA/PACIFIC	EUROPE
<p><b>Corporate Office</b> 2355 West Chandler Blvd. Chandler, AZ 85224-6199 Tel: 480-792-7200 Tel: 480-792-7277 Technical Support: <a href="http://www.microchip.com/support">www.microchip.com/support</a> Web Address: <a href="http://www.microchip.com">www.microchip.com</a></p> <p><b>Atlanta</b> Duluth, GA Tel: 678-957-9614 Fax: 678-957-1455</p> <p><b>Austin, TX</b> Tel: 512-257-3370</p> <p><b>Boston</b> Westborough, MA Tel: 774-760-0087 Fax: 774-760-0088</p> <p><b>Chicago</b> Itasca, IL Tel: 630-285-0071 Fax: 630-285-0075</p> <p><b>Dallas</b> Addison, TX Tel: 972-818-7423 Fax: 972-818-2924</p> <p><b>Detroit</b> Novi, MI Tel: 248-848-4000</p> <p><b>Houston, TX</b> Tel: 281-894-5983</p> <p><b>Indianapolis</b> Noblesville, IN Tel: 317-773-8323 Fax: 317-773-5453 Tel: 317-536-2380</p> <p><b>Los Angeles</b> Mission Viejo, CA Tel: 949-462-9523 Fax: 949-462-9608 Tel: 951-273-7800</p> <p><b>Raleigh, NC</b> Tel: 919-844-7510</p> <p><b>New York, NY</b> Tel: 631-435-6000</p> <p><b>San Jose, CA</b> Tel: 408-735-9110 Tel: 408-436-4270</p> <p><b>Canada - Toronto</b> Tel: 905-695-1980 Fax: 905-695-2078</p>	<p><b>Australia - Sydney</b> Tel: 61-2-9868-6733</p> <p><b>China - Beijing</b> Tel: 86-10-8569-7000</p> <p><b>China - Chengdu</b> Tel: 86-28-8665-5511</p> <p><b>China - Chongqing</b> Tel: 86-23-8980-9588</p> <p><b>China - Dongguan</b> Tel: 86-769-8702-9880</p> <p><b>China - Guangzhou</b> Tel: 86-20-8755-8029</p> <p><b>China - Hangzhou</b> Tel: 86-571-8792-8115</p> <p><b>China - Hong Kong SAR</b> Tel: 852-2943-5100</p> <p><b>China - Nanjing</b> Tel: 86-25-8473-2460</p> <p><b>China - Qingdao</b> Tel: 86-532-8502-7355</p> <p><b>China - Shanghai</b> Tel: 86-21-3326-8000</p> <p><b>China - Shenyang</b> Tel: 86-24-2334-2829</p> <p><b>China - Shenzhen</b> Tel: 86-755-8864-2200</p> <p><b>China - Suzhou</b> Tel: 86-186-6233-1526</p> <p><b>China - Wuhan</b> Tel: 86-27-5980-5300</p> <p><b>China - Xian</b> Tel: 86-29-8833-7252</p> <p><b>China - Xiamen</b> Tel: 86-592-2388138</p> <p><b>China - Zhuhai</b> Tel: 86-756-3210040</p>	<p><b>India - Bangalore</b> Tel: 91-80-3090-4444</p> <p><b>India - New Delhi</b> Tel: 91-11-4160-8631</p> <p><b>India - Pune</b> Tel: 91-20-4121-0141</p> <p><b>Japan - Osaka</b> Tel: 81-6-6152-7160</p> <p><b>Japan - Tokyo</b> Tel: 81-3-6880-3770</p> <p><b>Korea - Daegu</b> Tel: 82-53-744-4301</p> <p><b>Korea - Seoul</b> Tel: 82-2-554-7200</p> <p><b>Malaysia - Kuala Lumpur</b> Tel: 60-3-7651-7906</p> <p><b>Malaysia - Penang</b> Tel: 60-4-227-8870</p> <p><b>Philippines - Manila</b> Tel: 63-2-634-9065</p> <p><b>Singapore</b> Tel: 65-6334-8870</p> <p><b>Taiwan - Hsin Chu</b> Tel: 886-3-577-8366</p> <p><b>Taiwan - Kaohsiung</b> Tel: 886-7-213-7830</p> <p><b>Taiwan - Taipei</b> Tel: 886-2-2508-8600</p> <p><b>Thailand - Bangkok</b> Tel: 66-2-694-1351</p> <p><b>Vietnam - Ho Chi Minh</b> Tel: 84-28-5448-2100</p>	<p><b>Austria - Wels</b> Tel: 43-7242-2244-39 Fax: 43-7242-2244-393</p> <p><b>Denmark - Copenhagen</b> Tel: 45-4485-5910 Fax: 45-4485-2829</p> <p><b>Finland - Espoo</b> Tel: 358-9-4520-820</p> <p><b>France - Paris</b> Tel: 33-1-69-53-63-20 Fax: 33-1-69-30-90-79</p> <p><b>Germany - Garching</b> Tel: 49-8931-9700</p> <p><b>Germany - Haan</b> Tel: 49-2129-3766400</p> <p><b>Germany - Heilbronn</b> Tel: 49-7131-72400</p> <p><b>Germany - Karlsruhe</b> Tel: 49-721-625370</p> <p><b>Germany - Munich</b> Tel: 49-89-627-144-0 Fax: 49-89-627-144-44</p> <p><b>Germany - Rosenheim</b> Tel: 49-8031-354-560</p> <p><b>Israel - Ra'anana</b> Tel: 972-9-744-7705</p> <p><b>Italy - Milan</b> Tel: 39-0331-742611 Fax: 39-0331-466781</p> <p><b>Italy - Padova</b> Tel: 39-049-7625286</p> <p><b>Netherlands - Drunen</b> Tel: 31-416-690399 Fax: 31-416-690340</p> <p><b>Norway - Trondheim</b> Tel: 47-72884388</p> <p><b>Poland - Warsaw</b> Tel: 48-22-3325737</p> <p><b>Romania - Bucharest</b> Tel: 40-21-407-87-50</p> <p><b>Spain - Madrid</b> Tel: 34-91-708-08-90 Fax: 34-91-708-08-91</p> <p><b>Sweden - Gothenberg</b> Tel: 46-31-704-60-40</p> <p><b>Sweden - Stockholm</b> Tel: 46-8-5090-4654</p> <p><b>UK - Wokingham</b> Tel: 44-118-921-5800 Fax: 44-118-921-5820</p>